

East of England Regional Industrial Archaeological Conference, 11th June 2016



An opportunity to visit the unique collection of historic aircraft, vehicles and agricultural machinery begun by Richard Shuttleworth in the 1930's. Hear presentations on the restoration and operation of the exhibits, explore the hangars, smell the engine oil, and see the engineers at work.



Venue: Shuttleworth House and Collection, Old Warden, Biggleswade, Beds, SG18 9EA

Programme

09.30 Arrival, registration, refreshments and welcome at Shuttleworth House.

1015-1200 Introduction to the Shuttleworth Collection followed by themed presentations on the restoration and operation of vintage aircraft, vehicles and agricultural machinery.

1200 AGM

1215 Lunch (pay as you go in the restaurant or bring your own).

1345 Tours of the workshops. Prebook for: aircraft, vehicles or agricultural machinery tour.

1545 View the Collection at leisure.

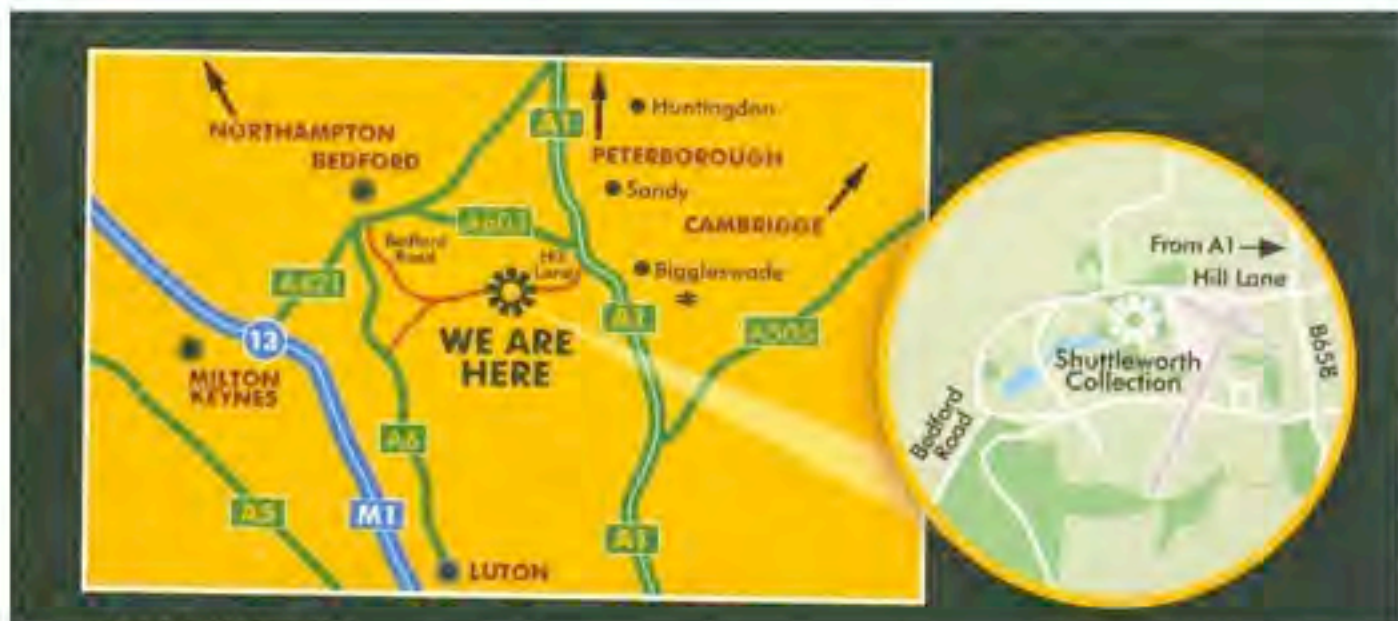
There will be space available for societies to display posters and promotional material

There is extensive parking at the House and the Collection.

Cost of Conference £18.50

Booking Procedure

EERIAC 2016 is being arranged by the Cambridge Industrial Archaeological Society. The size of the conference is limited and it would assist planning and administration if individuals and groups wishing to attend would complete and return the attached booking form by the 21st May. CIAS looks forward to welcoming you to Shuttleworth House. For more information contact Robin Chandler <robin.chandler@btinternet.com>



Rail access: To Biggleswade then approx 4 miles by taxi

BOOKING FORM EERIAC 2016

11th June 2016 Shuttleworth House and Collection

Please detach and send this form with your cheque to:

EERIAC c/o Dr J M Rolfe, Orchard House, 1 The Thorpe, Hemingford Grey, Cambs, PE28 9DA not later than 21st May 2016.

Please enclose a stamped addressed envelope if you require acknowledgment.

EERIAC 2016.

Please bookplaces at £18.50 per person. Total Please make cheques payable to EERIAC.

Do you want to go on the tour of the vehicle/ agricultural machinery/ aircraft workshops (ring one chosen option).

Do you wish to have display space for a presentation. YES/NO.
If so please indicate amount required.

Name(s).....

Address.....

.....Postcode.....

Contact phone No..... Contact email address.....

Do you need disabled access to the meeting? Yes/NO

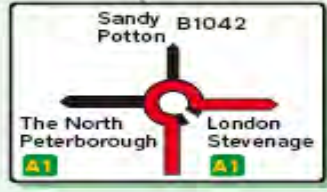
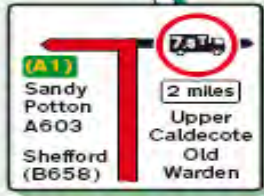
Please tell us the Group or Society of which you are a member.....



A603 TO BEDFORD

SANDY

A1 TO THE NORTH



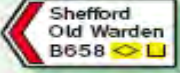
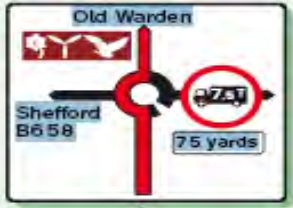
From the north:
Follow the A1 southbound past Sandy towards Biggleswade. At the roundabout take the third exit onto the B658. At the next roundabout take the second exit onto Hill Lane. Follow the road into Old Warden. We are located on the left hand side.

From the south:
Follow the A1 northbound to Biggleswade. At the roundabout take the first exit onto the B658. At the next roundabout take the second exit onto Hill Lane. Follow the road into Old Warden. We are located on the left hand side.

Please **DO NOT** use a SAT NAV for directions.

Follow signs for Shuttleworth **COLLEGE/** Mansion House not Shuttleworth **COLLECTION**

If you have any queries with directions please phone **01767 626200**



OLD WARDEN VILLAGE

G&M GROWERS

SAINSBURY'S

THE MANSION HOUSE

VISITOR ATTRACTIONS

OLD WARDEN PARK

B658 To SHEFFORD A507, M1 JCT13 A600, BEDFORD



A1 TO THE SOUTH

BIGGLESWADE

HIGH ST BIGGLESWADE STATION